

# Bow Locker Arc Worksheet

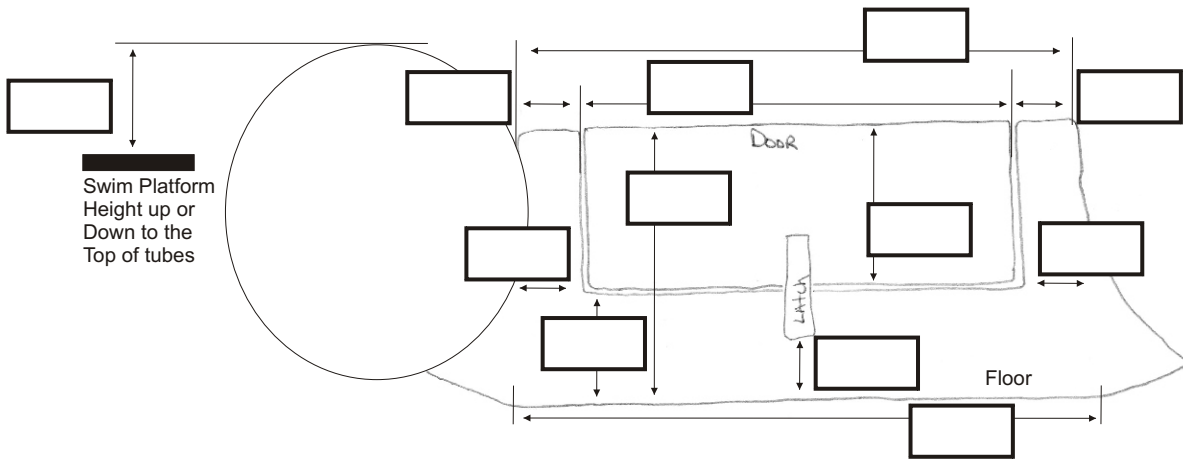
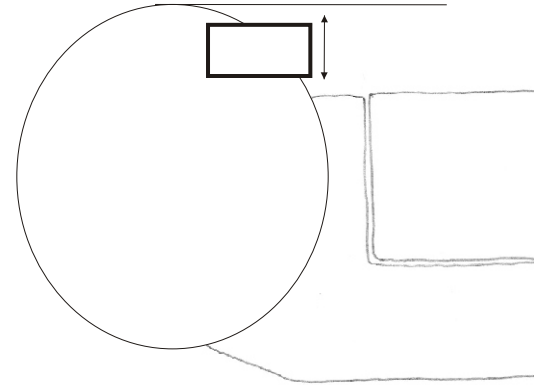
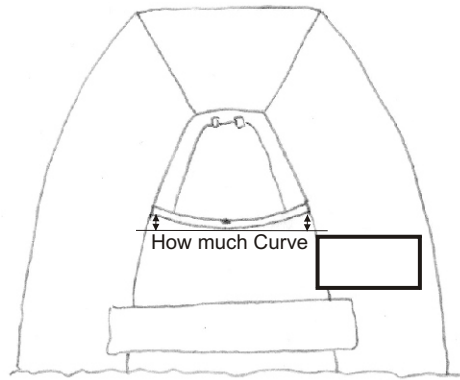
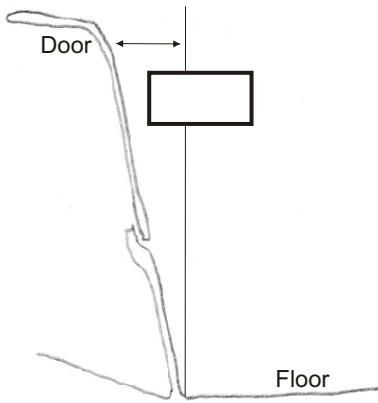
**Dinghy**

Make: \_\_\_\_\_ Model: \_\_\_\_\_ Year: \_\_\_\_\_

Length: \_\_\_\_\_ Beam: \_\_\_\_\_ Tube Diameter: \_\_\_\_\_

Dinghy Weight: \_\_\_\_\_ Steering Console: YES or NO

**Please Fill in the Boxes**



**Weaver**

**Marine Products**  
Weaver Industries, Inc.

6570 W Boekel Rd · Rathdrum, ID 83858

(800) 367-4062 · (208) 687-3982 · Fax (208) 687-0782

www.weaverindustries.com

Name: \_\_\_\_\_

Address: \_\_\_\_\_

City: \_\_\_\_\_ ST: \_\_\_\_\_ Zip: \_\_\_\_\_

Phone Day: \_\_\_\_\_ Eve: \_\_\_\_\_

Dealer: \_\_\_\_\_

P.O.# \_\_\_\_\_

Weaver industries, is not responsible for any damage occurred from the dinghy and the motor being too heavy for the swim platform. We strongly recommend that you get the maximum weight of the swim platform load confirmed by the Manufacture or Dealer of your yacht.